

# Smart Bin System

SMART Bin technology streamlines replenishment and eliminates stock-outs and emergency orders

## Time-Saving Smart Bins

Each bin automatically detects restock levels and sends real-time replenishment orders, eliminating the need for manual counting.

## Faster Low-Stock Notifications

Automated alerts let you receive restock notifications 15-20 minutes earlier than a manual process.

## Easy Replenishment

Restock in established quantities, full packages, boxes or Kanban lots.

## Flexible Configurations

From assembly cells to large deployments, create the ideal solution by selecting shelf number, spacing and bin sizes.

## Bright Lighting

Interior lights keep bin contents visible to ensure quick selection with no surprises.

## Fast and Easy Set-Up

Designed for quick assembly and same-day set-up – no complicated pre-implementation or product testing.



**VICTORY BOLT  
AND SPECIALTY**



- **Increase productivity and efficiency**


Automated low-supply alerts eliminate manual counting and “milk runs,” reducing the costs and time to stock your bins by 30% or more.

- **No more lines down**

Real-time replenishment alerts put an end to safety stock and emergency orders – and keep everyone working.

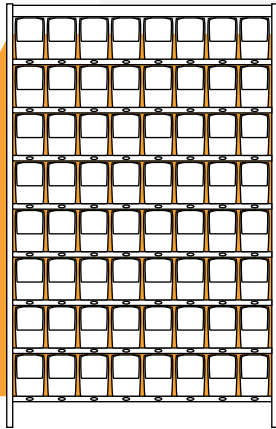
- **See significant inventory savings**

With automated reordering, there’s no need to carry excess inventory or safety stock.




Single-wide and double-wide bins are ergonomically designed to make it easy to scoop up small parts or bulky, irregularly shaped items.


# Create the Ideal Bin Solution for Your Needs



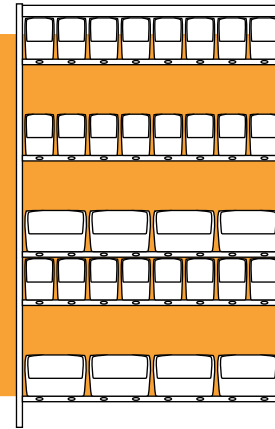
Smart Bin 8864.8 Maximum 8 shelves/64 bins  
Weight: 180 lbs.  
Maximum capacity: 768 lbs.



Smart Bin 8844.7 Maximum 7 shelves/56 bins  
Weight: 164 lbs.  
Maximum capacity: 679 lbs.



Smart Bin 8832.6 Maximum 6 shelves/48 bins  
Weight: 148 lbs.  
Maximum capacity: 582 lbs.



Smart Bin 8832.5 Maximum 5 shelves/40 bins  
Weight: 132 lbs.  
Maximum capacity: 485 lbs.

Width: 41"  
Height: 68"  
Depth: 13"  
Power: 115V, 60Hz, 1.25A

Each System Controller can control up to 10 racks.

Ask about optional bin lids.

Modular design allows you to quickly configure the number of shelves, shelf heights and bin sizes to create your ideal system.



Single-wide bin compartments are:  
4.5" W x 6.1" H x 12.8" D  
Capacity: 111 in.<sup>3</sup>\*

Double-wide bin compartments are:  
9" W x 6.1" H x 12.8" D  
Capacity: 241 in.<sup>3</sup>\*

\* Bin capacity volume is dependent on size and shape of parts being stocked.



## VICTORY BOLT AND SPECIALTY



### Technology Makes It Easy to Implement.

Easy to Use. Easy to Implement. Easy to Afford.

**www.victorybolt.com \* Phone: 704-882-8030 \* Fax: 704-882-6825**